

**FEATURES**

**120W Constant Current LED Driver**

**LSWC-120 Series**

- Wide AC Input 90~305VAC
- High Efficiency & High Power Factor – Meets DLC & Energy Star
- Operation from -35°C-70°C Full Load
- Certified to UL/cUL 8750, EN61347 & CE
- Short Circuit, Over Temperature & Over Voltage Protection
- IP67
- RoHS Compliant



**SPECIFICATIONS**

Model #	Output Current (5)	Output Voltage Range (5)	PF (2)		No Load Output Voltage	Ripple & Noise (3)	Efficiency (4)
			110VAC	277VAC			
LSWC-120S045ST	450mA	160-267V	0.99	0.9	284	8.0V	93.0%
LSWC-120S070ST	700mA	103-172V	0.99	0.9	181	5.1V	92.0%
LSWC-120S125ST	1250mA	58-96V	0.99	0.9	120	3.4V	91.0%
LSWC-120S140ST	1400mA	52-86V	0.99	0.9	90	2.6V	91.0%
LSWC-120S210ST	2100mA	34-57V	0.99	0.9	60	1.7V	90.0%
LSWC-120S280ST	2800mA	26-43V	0.99	0.9	45	1.3V	90.0%
LSWC-120S350ST	3500mA	21-34V	0.99	0.9	40	1.0V	90.0%
LSWC-120S500ST	5000mA	14-24V	0.99	0.9	30	0.7V	89.0%

Output	Line Regulation	1%	
	Load Regulation	3%	
	Turn-on Delay	0.8~1.2 s (Typ)	
Input	Rated Voltage Range	100-277 Vac	
	Frequency Range	47Hz ~63Hz	
	Inrush Current	65A cold start, Vin=230V	
	AC Current (Typ.)	1.25 A / 110 VAC, 0.61 A / 220 VAC @ full load	
	THD	≤20% @277Vac, 70% load	
	Leakage	0.75 mA Vin=277V, 50Hz	
	Protections	Short Circuit	Protection type : Hiccup mode, recovers automatically after fault condition is removed
Over Temperature		110°C internal temperature auto recovers after power supply cools	
Over Voltage (Typ.)		130% of max. output voltage Latch mode. The power supply shall return to normal operation after recycling AC.	
Environmental	Temperature Range	Operational	- 35°C - 70°C
		Storage	- 40 - 85°C
	Humidity	Operational	10% - 100% RH
		Storage	5% -100% R.H

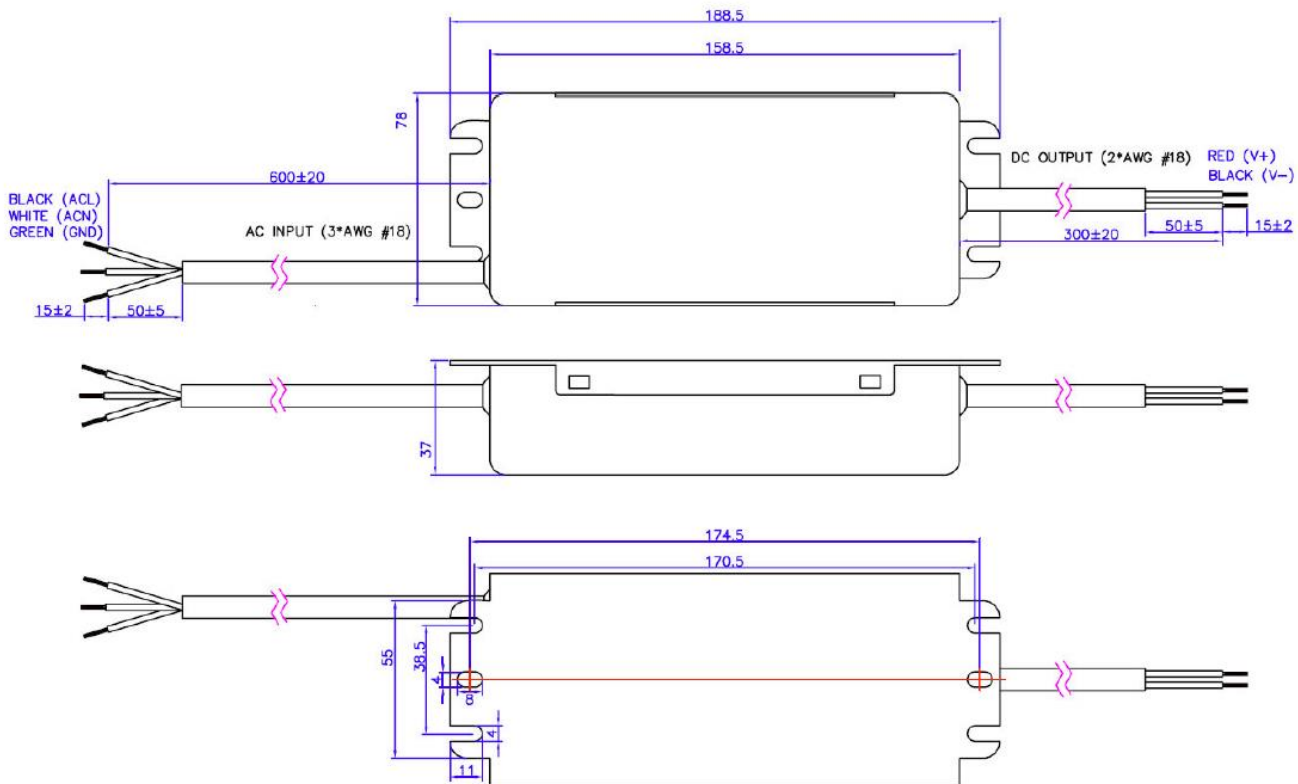


Safety & EMC	Safety Standards	UL8750, UL935, UL1012, CSA-C22.2 NO. 107.1 EN61347-1 EN61347-2-13
	EMI Conduction & Radiation	EN55015
	EMS Immunity	EN61000-3-2, EN61000-3-3, EN61000-4-2, EN61000-4-3, EN61000-4-4, EN61000-4-5, EN61000-4-6, EN61000-4-8, EN61000-4-11, EN61547
Others	MTBF	275,000 Hours
	Life Time	82,000 Hours
	Dimensions	(L*W*H) 7.40*3.07*1.46 inches / (L*W*H) 188.5*78*37mm
	Weight	900G

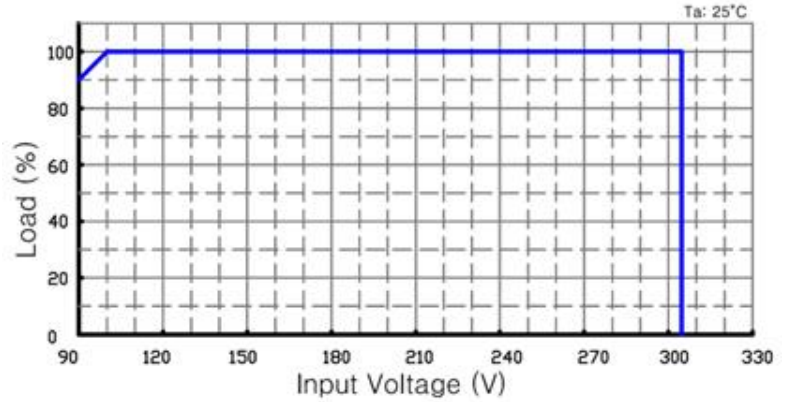
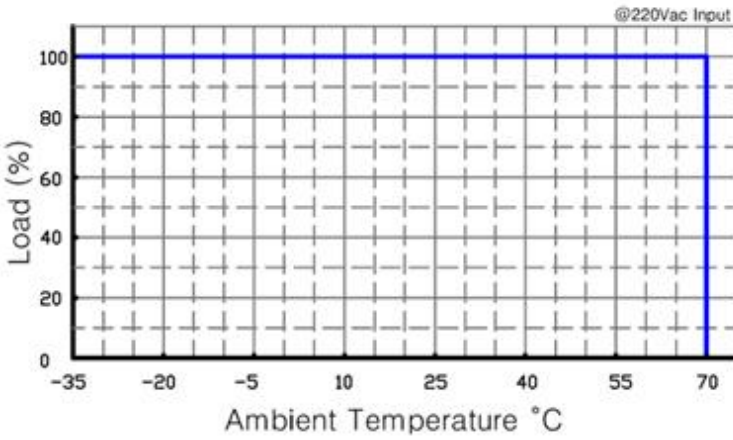
**NOTES:**

1. All specifications are typical at 25°C unless otherwise stated.
2. The values are measured at 70% load, after the unit is thermally stabilized.
3. The "Ripple & Noise" values are measured by 20MHz bandwidth oscilloscope and the output parallel a 0.1uF ceramic capacitor and a 10uF electrolytic capacitor.
4. @220Vac.
5. ±5V
6. Measured at 220VAC

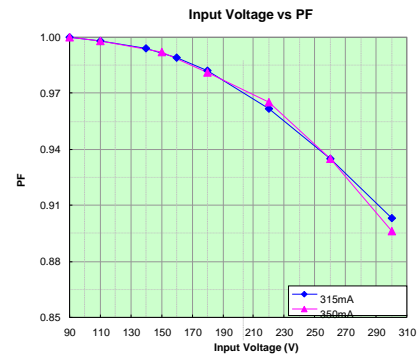
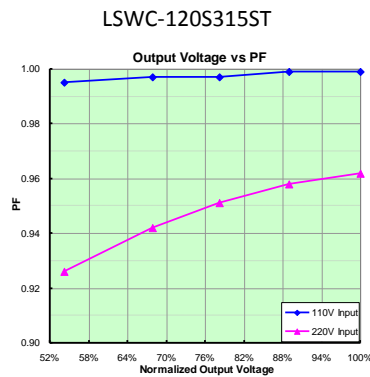
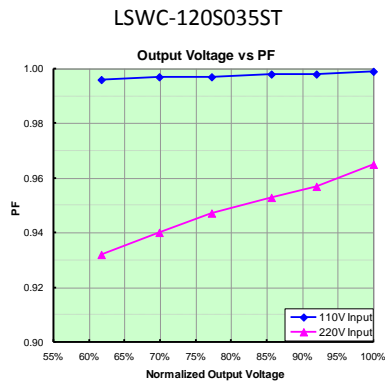
**Mechanical Specification**



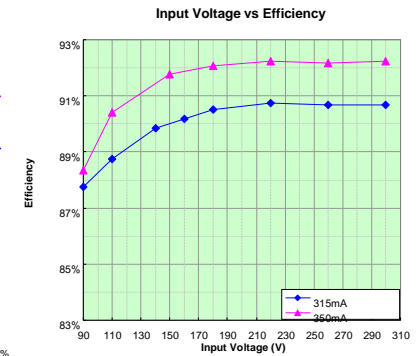
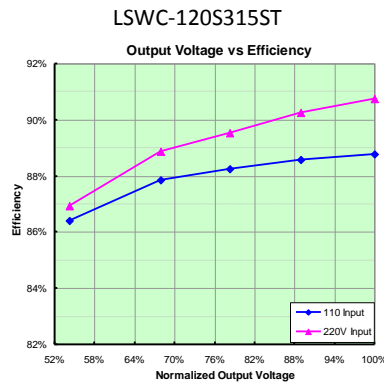
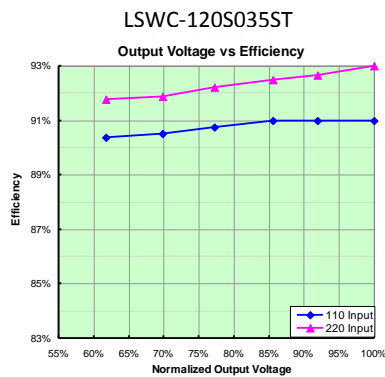
Derating Curves



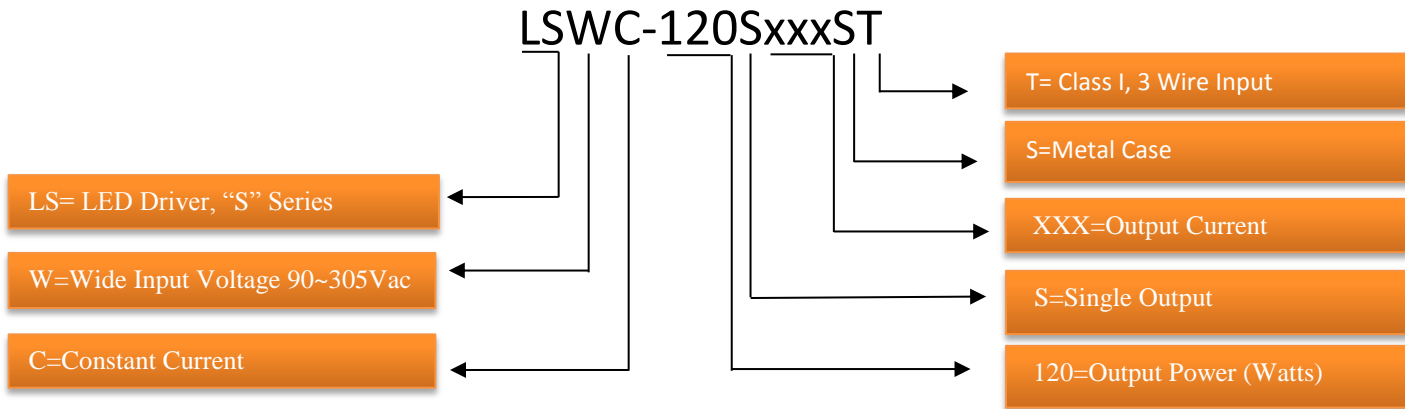
Power Factor Curves



Efficiency vs Load



## PART NUMBER SCHEME



SPECIFICATIONS ARE SUBJECT TO CHANGE WITHOUT NOTICE AUTEK IS NOT RESPONSIBLE FOR ISSUES ARISING FROM ERRORS OR OMMISIONS

